




---

**Choose  
American**



**American Quality.  
American Values.  
American Gypsum.**

We would like to thank our customers –  
the design professionals, builders, contractors  
and distributors for their continued support.







## Vision

- To be the preferred supplier to the Gypsum Wallboard industry by providing:
  - exceptional service
  - innovative solutions
  - quality products
  - the best value
- A company our employees are proud to work for because of our high standards and the way we do business

## Quality

- Operate and improve the safest, most environmentally friendly, and most efficient production facilities in the wallboard industry
- Provide quality products and service
- Conduct ourselves with integrity and professionalism
- Create the best value for our customers



1.800.545.6302  
americangypsum.com


## Company

American Gypsum Company LLC has been manufacturing, selling, and distributing gypsum wallboard products for over half a century, servicing the drywall industry with quality products that are sold throughout the United States. A unique, professional commitment to the highest level of customer service; a strong belief in teamwork; investment in employee training; state-of-the-art manufacturing facilities; and consistently high quality products all help create a company you can count on and trust.

American Gypsum's mines, located in close proximity to the production plants, contain some of the purest gypsum deposits in North America. This exceptional gypsum, sandwiched between 100% recycled paper, is the key to the optimum workability, light weight, and strength of American Gypsum wallboard products - allowing us to better serve the needs of the industry.

The most modern production facilities with advanced technology, control equipment, and in-house accredited laboratories enable American Gypsum to ensure quality products that are preferred across the country. Manufacturing facilities scattered across the nation, better equips us to ship products via trucks and rail cars to American Gypsum's customer base.

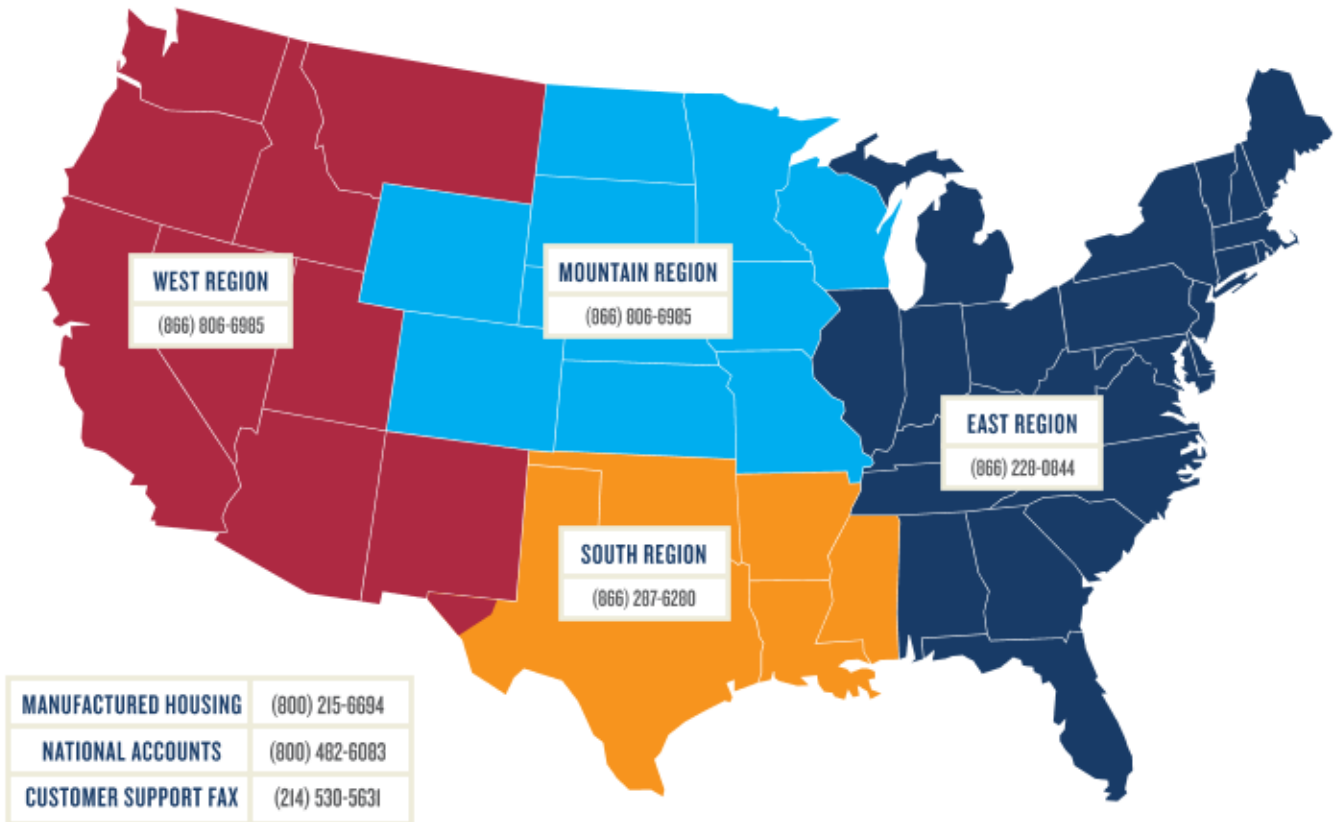
American Gypsum's long held commitment to quality materials; low-cost modern production facilities; safe and efficient operations; and strategic distribution ensures a dynamic and financially strong corporation that excels on a national level.



P R E F E R R E D   A C R O S S   T H E   C O U N T R Y

LONG RECOGNIZED AS ONE OF THE CONSTRUCTION  
INDUSTRY'S MOST AFFORDABLE AND VERSATILE  
BUILDING MATERIALS, GYPSUM WALLBOARD IS THE  
CONTRACTOR'S STAPLE, THE DESIGNER'S CANVAS,  
AND THE ARCHITECT'S CLAY.

## Customer Support Regions



## AGBoardroom

With American Gypsum Boardroom, [www.agboardroom.com](http://www.agboardroom.com), our customers have instant, secure access to:

- 24/7 Customer Support
- Delivered Pricing
- Order Status
- Shipment Reports
- Volume Information
- Invoices



At American Gypsum, we continually strive to provide the highest level of customer support. Our customer portal, AGBoardroom, is designed to meet the ever-increasing need of our customers to have on-demand access to timely, dependable information about their business.

By utilizing this essential business tool on any internet-connected device, our customers can quickly obtain their data, when and how they need it.





# Sustainability

The mission at American Gypsum is to continually advance improvements in our sustainability practices in regards to the acquisition of materials, manufacturing and the transportation of our gypsum wallboard panels. Through superior execution we strive to always innovate to do more, using less of our planet's resources to provide necessities for growth and renewal in America.

## **American Gypsum has initiated numerous processes to reduce the use of natural resources, including but not limited to:**

- 100% of the face and back paper for our gypsum wallboard panels are produced from post-consumer recyclable paper.
- American Gypsum's promise of transparency is found in our Health Product Declarations (HPD's) and Environmental Product Declarations (EPD's) which can be located at [www.americangypsum.com/green](http://www.americangypsum.com/green)
- With just a few entries, a custom report can be generated using ecoScorecard™ to help determine how American Gypsum's products will assist in meeting regional materials and recycled content requirements of over 40 sustainable rating systems ([www.americangypsum.com/green/ecoscorecard](http://www.americangypsum.com/green/ecoscorecard))
- American Gypsum incorporates the use of Low NOx burners in our manufacturing facilities to reduce greenhouse emissions.
- The use of heat exchangers as we produce our wallboard panels, captures exhaust gases from hotter dryer zones and then circulates it back into lower temperature zones.

## LIGHTROC®

### LIGHTWEIGHT PANELS



LightRoc® gypsum wallboard is lighter in weight than traditional 1/2" drywall and is designed for use in wall and ceiling applications, and is approved to be applied parallel or perpendicular to ceiling framing spaced up to 24" o/c. Its exceptional sag resistance has been independently verified when tested in accordance with ICC-ES AC417 (Acceptance Criteria for 1/2" Inch Sag-Resistant Gypsum Ceiling Board).

<b>Thickness</b>	1/2" (12.7mm)	<b>Edge</b>	Tapered
<b>Width</b>	4' (1219mm)	<b>Manufactured</b>	ASTM C1396
	54" (1372mm)	<b>Installation</b>	ASTM C840, GA-216, GA-214
<b>Lengths</b>	8' - 16' (2438mm - 4877mm)	<b>GREENGUARD Certified</b>	Yes

## ClassicRoc®



ClassicRoc® gypsum wallboard is used as a covering material for walls or ceilings in new building construction or renovation work.

- 1/2" - Recommended for single-layer application in residential construction.
- 3/8" - A lightweight gypsum panel, principally used in double-layered wall systems over wood framing, and for repair and remodeling projects.
- 1/4" - A lightweight and low-cost gypsum panel for use as a base layer to improve sound control in double-layer steel and wood stud walls. Also used over old walls and ceiling surfaces, and is an ideal product for forming curved surfaces with short radii.

<b>Thickness</b>	1/2" (12.7mm)	<b>Lengths</b>	1/2" (12.7mm) 8' - 14' (2438mm - 4267mm)
	3/8" (9.5mm)		3/8" (9.5mm) 8' (2438mm)
	1/4" (6.4mm)		1/4" (6.4mm) 8' (2438mm)
<b>Width</b>	4' (1219mm)	<b>Manufactured</b>	ASTM C1396
	1/2" available also 54" wide (1372mm)	<b>Installation</b>	ASTM C840, GA-216, GA-214
<b>Edge</b>	Tapered and/or Square	<b>GREENGUARD Certified</b>	Yes

## FIREBLOC® TYPE X



FireBloc® Type X gypsum wallboard core is reinforced with additional fibers, increasing its strength and providing fire resistance when used in tested assemblies. This panel is used as a covering material for interior walls and ceilings in residential and commercial applications that often require specific fire rated assemblies (1 to 4 hours).

<b>Thickness</b>	5/8" (15.9mm)	<b>UL Type</b>	AGX-1
<b>Width</b>	4' (1219mm)	<b>Manufactured</b>	ASTM C1396
	54" (1372mm)	<b>Installation</b>	ASTM C840, GA-216, GA-214
<b>Lengths</b>	8' - 16' (2438mm - 4877mm)	<b>GREENGUARD Certified</b>	Yes
<b>Edge</b>	Tapered		



## LIGHTROC® TYPE X



LightRoc® Type X gypsum wallboard panels are engineered to be lighter in weight than traditional Type X wallboard, yet maintain the same performance standards the industry has come to depend on from American Gypsum. With its UL classification (LightRoc), this panel is approved for use in fire rated assemblies including walls, ceilings, horizontal membranes, shaftwall assemblies, columns, beams and head-of-wall designs.

<b>Thickness</b>	5/8" (15.9mm)	<b>UL Type</b>	LightRoc
<b>Width</b>	4' (1219mm)	<b>Manufactured</b>	ASTM C1396
<b>Lengths</b>	8' - 12' (2438mm - 3658mm)	<b>Installation</b>	ASTM C840, GA-216, GA-214
<b>Edge</b>	Tapered	<b>GREENGUARD Certified</b>	Yes

## FIREBLOC® TYPE C



FireBloc® Type C gypsum wallboard has additional properties to enhance the core of this proprietary Type X wallboard to achieve superior performance when used in specific fire rated assemblies. This is the industries preferred panel for ceiling applications in apartments, townhomes and condominiums to achieve 1 & 2 hour fire ratings.

<b>Thickness</b>	5/8" (15.9mm)	<b>UL Type</b>	AG-C
	1/2" (12.7mm)	<b>Manufactured</b>	ASTM C1396
<b>Width</b>	4' (1219mm)	<b>Installation</b>	ASTM C840, GA-216, GA-214
<b>Lengths</b>	8' - 12' (2438mm - 3658mm)	<b>GREENGUARD Certified</b>	Yes
<b>Edge</b>	Tapered		

## INTERIOR CEILING BOARD



1/2" Interior Ceiling Board is specifically formulated to meet the need for a lower weight ceiling panel with sag resistance equivalent to 5/8" Type X wallboard. This panel is designed for use in wall and ceiling applications with framing spaced no more than 24" o/c, and is approved to be applied parallel or perpendicular to ceiling framing even when water-based texture is used for decoration.

<b>Thickness</b>	1/2" (12.7mm)	<b>Manufactured</b>	ASTM C1396
<b>Width</b>	4' (1219mm)	<b>Installation</b>	ASTM C840, GA-216, GA-214
<b>Lengths</b>	8' - 12' (2438mm - 3658mm)	<b>GREENGUARD Certified</b>	Yes
<b>Edge</b>	Tapered		

## EXTERIOR SHEATHING



Exterior Gypsum Sheathing is a water-resistant product designed for attachment to exterior side-wall framing as an underlayment for various exterior siding materials such as wood, metal or vinyl siding, masonry veneer, stucco, shingles, etc. The panel is manufactured with a water resistant core and faced with water repellent paper on both face and back surfaces.

<b>Thickness</b>	1/2" (12.7mm)	<b>UL Type</b>	AGX-1 (5/8" Type X)
	5/8" Type X (15.9mm)	<b>Manufactured</b>	ASTM C1396
<b>Width</b>	4' (1219mm)	<b>Installation</b>	ASTM C840, GA-253, GA-254, GA-276
<b>Lengths</b>	8' - 12' (2438mm - 3658mm)	<b>GREENGUARD Certified</b>	Yes
<b>Edge</b>	Square		



**EXTERIOR SOFFIT**

Exterior Soffit wallboard is the ideal material for exterior soffit applications including marquees, large canopies, covered walkways, parking areas, carports and is also approved for sidewalls of protected corridors/breezeways with indirect exposure to the weather. A fast setting joint compound is required for taping and finishing of Exterior Soffit wallboard.

<b>Thickness</b>	1/2" (12.7mm)	<b>Edge</b>	Tapered
	5/8" Type X (15.9mm)	<b>UL Type</b>	AGX-1 (5/8" Type X)
	5/8" Type C (15.9mm)		AG-C (5/8" Type C)
<b>Width</b>	4' (1219mm)	<b>Manufactured</b>	ASTM C1396
<b>Lengths</b>	8' - 12' (2438mm - 3658mm)	<b>Installation</b>	ASTM C840, GA-216
	5/8" Type C - 12' (3658mm)	<b>GREENGUARD Certified</b>	Yes



**MOLD & MOISTURE RESISTANT**

M-Bloc® gypsum panels were developed as an improved mold and moisture resistant wallboard encased in a blue mold and moisture resistant 100% recycled paper. For use throughout a project as well as the adhesive application of tile in limited wet areas (bathrooms, kitchens, laundry/utility rooms, etc.) and are also approved for exterior soffits and/or sidewalls in protected corridors/breezeways with indirect exposure to the weather.

<b>Thickness</b>	1/2" (12.7mm)	<b>Mold Resistance</b>	Score of 10 (ASTM D3273)
<b>Width</b>	4' (1219mm)	<b>Manufactured</b>	ASTM C1396
<b>Lengths</b>	8' - 12' (2438mm - 3658mm)	<b>Installation</b>	ASTM C840, GA-216, GA-214
<b>Edge</b>	Tapered	<b>GREENGUARD Certified</b>	Yes



**MOLD & MOISTURE RESISTANT**

The blue M-Bloc® Type X gypsum panels are a mold and moisture resistant wallboard with a fire resistant core, approved for and often used for specific fire rated assemblies (1 to 4 hours). These lightweight, cost efficient panels are ideal for use throughout a project as well as the adhesive application of tile in limited wet areas (bathrooms, kitchens, laundry/utility rooms, etc.), and are also approved for exterior soffits and/or sidewalls in protected corridors/breezeways with indirect exposure to the weather.

<b>Thickness</b>	5/8" (15.9mm)	<b>Mold Resistance</b>	Score of 10 (ASTM D3273)
<b>Width</b>	4' (1219mm)	<b>Manufactured</b>	ASTM C1396
<b>Lengths</b>	8' - 12' (2438mm - 3658mm)	<b>Installation</b>	ASTM C840, GA-216, GA-214
<b>Edge</b>	Tapered	<b>GREENGUARD Certified</b>	Yes
<b>UL Type</b>	AGX-1		



# Products

## M Bloc TYPE C

MOLD & MOISTURE RESISTANT



The M-Bloc® Type C gypsum panels are encased in a blue mold and moisture resistant paper, with additional properties to enhance the core to achieve superior performance when used in specific fire rated assemblies. While often used to achieve the requirements of a 1 or 2 hour fire rated ceiling assembly, this panel can be used throughout a project as well as the adhesive application of tile in limited wet areas (bathrooms, kitchens, laundry/utility rooms, etc.), and is also approved for exterior soffits and/or sidewalls in protected corridors/breezeways with indirect exposure to the weather.

<b>Thickness</b>	5/8" (15.9mm)	<b>Mold Resistance</b>	Score of 10 (ASTM D3273)
<b>Width</b>	4' (1219mm)	<b>Manufactured</b>	ASTM C1396
<b>Lengths</b>	8' - 12' (2438mm - 3658mm)	<b>Installation</b>	ASTM C840, GA-216, GA-214
<b>Edge</b>	Tapered	<b>GREENGUARD Certified</b>	Yes
<b>UL Type</b>	AG-C		

## M Bloc AR TYPE X

ABUSE RESISTANT  
with Mo & B Moisture Resistance



M-Bloc® AR Type X interior gypsum panels were designed and tested to not only provide exceptional resistance to mold and moisture, but superior resistance to abrasion, abuse and indentation when compared to traditional wallboard. This Type X panel consist of an abuse defiant core encased in a blue heavy abrasion, mold and moisture resistant paper, and are ideal for use in classrooms, hallways, daycare centers, healthcare facilities, recreational rooms, etc.

<b>Thickness</b>	5/8" (15.9mm)	<b>Abuse Testing</b>	(ASTM C1629):
<b>Width</b>	4' (1219mm)		Abrasion Resistance - Level 3
<b>Lengths</b>	8' - 12' (2438mm - 3658mm)		Indentation Resistance - Level 1
<b>Edge</b>	Tapered		Soft Body Impact - Level 2
<b>UL Type</b>	AGX-1		Hard Body Impact - Level 1
<b>Mold Resistance</b>	Score of 10 (ASTM D3273)	<b>Manufactured</b>	ASTM C1396
		<b>Installation</b>	ASTM C840, GA-216, GA-214
		<b>GREENGUARD Certified</b>	Yes

## M Bloc IR TYPE X

IMPACT RESISTANT  
with Mo & B Moisture Resistance



M-Bloc® IR Type X interior gypsum panels were designed and tested to not only provide exceptional resistance to mold and moisture, but superior resistance to impact and indentation when compared to traditional wallboard. This Type X panel consist of an impact defiant core encased in a blue heavy abrasion, mold and moisture resistant paper, and are ideal for use in hospital corridors, dormitories, high schools, minimum security prisons, gymnasiums, etc.

<b>Thickness</b>	5/8" (15.9mm)	<b>Impact Testing</b>	(ASTM C1629):
<b>Width</b>	4' (1219mm)		Abrasion Resistance - Level 3
<b>Lengths</b>	8' - 12' (2438mm - 3658mm)		Indentation Resistance - Level 1
<b>Edge</b>	Tapered		Soft Body Impact - Level 3
<b>UL Type</b>	AGX-1		Hard Body Impact - Level 3
<b>Mold Resistance</b>	Score of 10 (ASTM D3273)	<b>Manufactured</b>	ASTM C1396
		<b>Installation</b>	ASTM C840, GA-216, GA-214
		<b>GREENGUARD Certified</b>	Yes

**M Glass** EXTERIOR SHEATHING

M-Glass Exterior Sheathing is a high performance mold and moisture resistant panel, encased in a blue fiberglass mat that is designed for direct attachment to exterior side-wall and soffit framing as a underlayment for various exterior materials such as wood, metal or vinyl siding, properly detailed Exterior Insulation Finish Systems (EIFS), masonry veneer, stucco, shingles, etc. It is produced in 1/2" and 5/8" thicknesses with the 5/8" M-Glass Exterior Sheathing having a UL classified formulated Type X core for use in approved fire rated assemblies.

<b>Thickness</b>	1/2" (12.7mm) 5/8" Type X (15.9mm)	<b>UL Type</b>	M-Glass
<b>Width</b>	4' (1219mm)	<b>Mold Resistance</b>	Score of 10 (ASTM D3273)
<b>Lengths</b>	8' (2438mm)	<b>Manufactured</b>	ASTM C1177
<b>Edge</b>	Square	<b>Installation</b>	ASTM C1280, GA-253, GA-254
		<b>Greenguard Certified</b>	Yes

**M Bloc** SHAFT LINER

The 1" M-Bloc® Shaft Liner gypsum panels consist of a fire-resistant Type X core that is encased in a blue mold and moisture resistant face and back paper. This panel features a double beveled edge for ease of installation, and is used in conjunction with other American Gypsum products and metal framing members for Shaftwall and Area Separation Wall systems.

<b>Thickness</b>	1" (25.4mm)	<b>Mold Resistance</b>	Score of 10 (ASTM D3273)
<b>Width</b>	2' (610mm)	<b>Manufactured</b>	ASTM C1396
<b>Lengths</b>	8' - 12' (2438mm - 3658mm)	<b>Installation</b>	ASTM C840, GA-216, GA-620
<b>Edge</b>	Beveled	<b>Greenguard Certified</b>	Yes
<b>UL Type</b>	AG-S		

1.800.545.6302 | [americangypsum.com](http://americangypsum.com)



Vertically  
Integrated



# Products

## M Glass *SHAFT LINER*

1" M-Glass® Shaft Liner gypsum panels consist of a fire-resistant Type X core that is encased in a blue fiberglass mold and moisture resistant mat. This panel features a double beveled edge for ease of installation, and are used in conjunction with other American Gypsum products and metal framing members for Shaftwall and Area Separation Wall systems.

<b>Thickness</b>	1" (25.4mm)	<b>Mold Resistance</b>	Score of 10 (ASTM D3273)
<b>Width</b>	2' (610mm)	<b>Manufactured</b>	ASTM C1658, C1396
<b>Lengths</b>	8' - 12' (2438mm - 3658mm)	<b>Installation</b>	ASTM C840, GA-216, GA-620
<b>Edge</b>	Beveled	<b>Greenguard Certified</b>	Yes
<b>UL Type</b>	M-Glass		

## *CLASSICROC® LAMINATE*

American Gypsum's ClassicRoc® Laminate Base gypsum wallboard is designed to be used as a laminating base for a variety of materials, often used in manufactured housing or modular construction. ClassicRoc Laminate Base gypsum panels consist of a fire-resistant gypsum core that is encased in 100% recycled natural-finish paper on the face side and sturdy liner paper on the back side.

<b>Thickness</b>	3/8" (9.5mm) 1/2" (12.7mm) 5/8" (15.9mm)	<b>Edge</b>	Square
<b>Width</b>	4' (1219mm)	<b>UL Type</b>	AGX-1 (5/8" Type X)
<b>Lengths</b>	7' - 14' (2134mm - 4267mm)	<b>Manufactured</b>	ASTM C1396
		<b>Installation</b>	ASTM C840, GA-216, GA-214
		<b>Greenguard Certified</b>	Yes

1.800.545.6302 | [americangypsum.com](http://americangypsum.com)

### SUSTAINABILITY

invest in TALENT, PROCESSES AND OPERATIONS

leverage each other's strengths

communication and engagement

operate safely

### FINANCIAL STEWARDSHIP

WE provide necessities for . . . . .  
growth and renewal in AMERICA

INNOVATE TO DO MORE WITH LESS

superior execution

intolerance of waste and bureaucracy

plant seeds for tomorrow's growth



deliver on our promises

SOUND STRATEGY

## Fire and Sound Ratings

Fire and Sound Ratings are established at certified laboratories to the requirements of ASTM E119 or UL U263 for fire endurance and ASTM E90 for sound rated systems. The designs found on the following pages or at [www.americangypsum.com/resources/design-library](http://www.americangypsum.com/resources/design-library) are summaries only, and building owners, design professionals, builders and contractors are strongly encouraged to review the complete listing or test report to ensure that each component of the design is being used and assembled properly on their projects. For details of a specific test, call 1-800-545-6302 ext. 5607.











## Supplementary Information about Fire and Sound Ratings

- 1 Indicated stud, truss or joist spacings are maximums.
- 2 Greater stud, truss or joist sizes/depths shall be permitted to be used in wood or metal systems.
- 3 Metal studs and runners of a thicker/heavier mil thickness than those specified in a design are permitted.
- 4 The use of the thicker/heavier mil framing member, or the reduction of spacing of such framing member may reduce the STC or IIC sound rating of a system.
- 5 The use of sound isolation clips to separate a gypsum panel from its framing member, will improve the sound dampening performance of the assembly.
- 6 The assigned rating of any load-bearing system shall also apply to the same system when used as a non-load-bearing system.
- 7 5/8" FireBloc® Type C may be substituted for 5/8" FireBloc® Type X, but FireBloc® Type C must be used in designs specifying that product.
- 8 Fasteners shown in designs are minimum length, head diameter, etc. Screws may be substituted for a specified nail, when the length and head diameter are equal or exceed those of the nails, and then spaced not to exceed those described for the identified nail. Nails shall meet the requirements of ASTM F547 or ASTM C514, and screws are to adhere to ASTM C1002.
- 9 Unless noted in the design, the face layer of an assembly (except those with pre-decorated surfaces or exterior gypsum sheathing) shall have joints taped and fastener heads treated (minimum Level 1 as found in GA-214 - Recommended Levels of Finish for Gypsum Board, Glass Mat and Fiber-Reinforced Gypsum Panels). Additionally, the base layers in multi-layer assemblies are not required to have joints or fasteners treated with tape and joint compound.
- 10 For the use of insulation (glass, mineral fiber or blown-in) in floor/ceiling and roof/ceiling assemblies, the user shall identify the design requirements. For fire rated ceiling assemblies with no mention of insulation, the user may add such – when an additional layer of gypsum wallboard of the same type specified in the design is added.
- 11 Wood structural panels (OSB, plywood) may be added to a fire rated wall system. A minimum 7/16" OSB or 15/32" plywood complying with DOC PS1 or PS2, or APA Standard PRP-108, may be installed horizontal or vertical and applied as a base layer, in between wallboard layers, or as the face or final layer to complete a system. When wood structural panels are added, the length of the fastener must be increased to compensate for the additional thickness.

In each UL fire rated design, approved wallboard panels are listed by their "UL Type" designations. Below are American Gypsum's "UL Types" and our wallboard panel or panels that correlate to each.






UL Type	Panel Name	UL Type	Panel Name
AGX-1	5/8" FireBloc® Type X Gypsum Wallboard 5/8" Exterior Sheathing 5/8" Exterior Soffit Gypsum Wallboard 5/8" M-Bloc® Type X with Mold & Moisture Resistance 5/8" M-Bloc® AR Type X Abuse with Mold & Moisture Resistance 5/8" M-Bloc® IR Type X Impact with Mold & Moisture Resistance	LightRoc	5/8" LightRoc® Type X Gypsum Wallboard
		AG-S	1" Shaft Liner Gypsum Wallboard 1" M-Bloc® Shaft Liner
AG-C	1/2" FireBloc® Type C Gypsum Wallboard 5/8" FireBloc® Type C Gypsum Wallboard 5/8" FireBloc® Type C Soffit Gypsum Wallboard 5/8" M-Bloc® Type C with Mold & Moisture Resistance	M-Glass	5/8" M-Glass® Exterior Gypsum Sheathing with Mold & Moisture Resistance 1" M-Glass® Shaft Liner with Mold & Moisture Resistance

## Wood Framed Partitions (Load Bearing)




Rating	Detail	UL/GA #	Description	Sound Rating
1 hr.		U305	One layer 5/8" FireBloc Type X wallboard applied horizontal or vertical to each side of 2" x 4" wood studs at 16" o/c. Sound tested with 3-1/2" fiberglass insulation friction fitted into each stud cavity.	STC 33 (NOAL 19-0209)
1 hr.		U305 WP 3335 WP 8137	One layer 5/8" FireBloc Type X wallboard applied horizontal or vertical to each side of 2" x 4" wood studs at 16" o/c. Sound tested with resilient furring channels and fiberglass insulation friction fitted into each stud cavity.	STC 48 (RAL TL10-267)
1 hr.		U305 WP 3248	One layer 5/8" FireBloc Type X wallboard applied horizontal or vertical to each side of 2" x 4" wood studs at 16" o/c. Sound tested with RSIC-V sound isolation clip and fiberglass insulation friction fitted into each stud cavity.	STC 51 (RAL TL10-268)
1 hr.		U305 WP 3247	One layer 5/8" FireBloc Type X wallboard applied horizontal or vertical to one side of 2" x 4" wood studs at 16" o/c. OPPOSITE SIDE: Resilient furring is spaced 24" o/c, with two layers of 5/8" FireBloc Type X attached to it, and 3-1/2" fiberglass insulation friction fitted into each stud cavity.	STC 53 (RAL TL 11-163)
1 hr.		U305 WP 3510	One layer 5/8" FireBloc Type X wallboard applied horizontal or vertical to each side of 2" x 4" wood studs at 24" o/c.	n/a
1 hr.		V334 WP 3441 WP 8171	One layer 5/8" FireBloc Type X wallboard applied horizontal or vertical to each side of 2" x 4" wood studs at 16" o/c with 3-1/2" mineral fiber insulation friction fitted into each stud cavity. OPPOSITE SIDE: Base layer minimum 15/32" wood structural panel applied vertical. Sheathing fully covered with a weather resistive barrier. Face layer proprietary 7/16", 1/2", 5/8" or 1" thick cement backer board applied horizontal or vertical to framing.	n/a
1 hr.		V333 WP 8170	One layer 5/8" FireBloc Type X wallboard applied horizontal or vertical to 2" x 4" wood studs at 16" o/c. OPPOSITE SIDE: One layer 5/8" Type X Exterior Gypsum Sheathing applied horizontal or vertical. Pre-furred wire stucco netting applied over gypsum sheathing with minimum 3/4" Portland cement stucco applied over netting.	n/a
1 hr.		U340 WP 3111 WP 5509	Staggered stud wall with one layer 5/8" FireBloc Type X gypsum wallboard applied horizontal or vertical to each side of 2" x 4" wood studs at 16" o/c on 2" x 6" wood plate. Minimum 3-1/2" fiberglass insulation woven in cavity of the partition.	n/a
1 hr.		U340 WP 3111 WP 5509	Staggered stud wall with one layer 5/8" FireBloc Type X gypsum wallboard applied horizontal or vertical to each side of 2" x 4" wood studs at 16" o/c on 2" x 6" wood plate. 3-1/2" fiberglass insulation friction fitted into each stud cavity. Sound tested with resilient furring channels on one side of the wall.	STC 55 (RAL TL 11 165)
1 hr.		U341 WP 3116 WP 5508	One layer 5/8" FireBloc Type X gypsum wallboard applied horizontal or vertical to each side of a double row of 2" x 4" wood studs at 24" o/c. on separate plates. Insert 3-1/2" fiberglass insulation in each cavity on both sides of the wall.	STC 55 (RAL TL 11-160)



## Wood Framed Partitions (Load Bearing) *continued*








Rating	Detail	UL/GA #	Description	Sound Rating
2 hr.		U301 WP 3825	Two layers 5/8" FireBloc Type X wallboard applied horizontal or vertical to each side of 2" x 4" wood studs at 16" o/c.	n/a
2 hr.		U301 WP 3825	Two layers 5/8" FireBloc Type X wallboard applied horizontal or vertical to each side of 2" x 4" wood studs at 16" o/c. Sound tested with 3-1/2" fiberglass insulation and resilient furring channels.	STC 55 (RAL TL 11-164)
2 hr.		U308 WP 4231	Two layers 5/8" FireBloc Type X wallboard applied horizontal or vertical to each side of 2" x 4" wood studs at 16" o/c. 3" mineral fiber insulation friction fit between studs. OPPOSITE SIDE: Base layer 5/8" FireBloc Type X wallboard applied horizontal or vertical to. Face layer 1/2" or 5/8" cement backer board applied horizontal or vertical with corrosion resistant wafer head screws.	STC 38 (NOAL 19-0211)
2 hr.		V324 WP 5621	Two layers 5/8" FireBloc Type X wallboard applied horizontal or vertical to each side of double row of 2" x 4" wood studs at 24" o/c on separate plates 1" apart, with 3 1/2" fiberglass insulation friction fitted into the stud space on both rows.	STC 67 (NOAL 20-0208)
2 hr.		V333 WP 8421	Two layers 5/8" FireBloc Type X wallboard applied horizontal or vertical to the inside face of 2" x 4" wood studs at 16" o/c. 3" mineral fiber insulation, 2.0 pcf, friction fitted into each stud cavity. OPPOSITE SIDE: One layer 5/8" Type X Exterior Gypsum Sheathing applied horizontal or vertical. Pre-furred wire stucco netting applied over gypsum sheathing with minimum 3/4" Portland cement stucco applied over netting.	n/a

## Metal Framed Partitions (Non-load Bearing)








Rating	Detail	UL/GA #	Description	Sound Rating
1 hr.		V489	One layer 1/2" FireBloc Type C wallboard applied horizontal or vertical to each side of a 2-1/2", 18 mil, steel studs spaced 24" o/c. Minimum 1-1/2" fiberglass insulation friction fitted in each cavity.	n/a
1 hr.		V489 WP 1014 WP 1048 WP 1064 WP 1097	One layer 5/8" FireBloc Type X wallboard applied horizontal or vertical to each side of a 3-5/8", 18 mil, steel studs spaced 24" o/c.	STC 51 (NOAL 20-0203)
1 hr.		V489 WP 1048	One layer 5/8" FireBloc Type X wallboard applied horizontal or vertical to one side of a 3-5/8", 18 mil, steel studs spaced 24" o/c. OPPOSITE SIDE: Resilient furring attached to steel studs and one layer 5/8" FireBloc Type X wallboard applied to them. 3-1/2" fiberglass insulation, friction fit in all stud cavities.	STC 53 (RAL TL 08 284)
		V489 WP 1097	When sound tested with steel studs spaced 16" o/c	STC 49 (RAL TL 15 437)

# Fire Rated Assemblies

## Metal Framed Partitions (Non-load Bearing) *continued*

Rating	Detail	UL/GA #	Description	Sound Rating
1 hr.		V489 WP 1048	One layer 5/8" FireBloc Type X wallboard applied horizontal or vertical to one side of a 3-5/8", 18 mil, steel studs spaced 24"o/c. OPPOSITE SIDE: RSIC-V sound isolation clips attached to steel studs with one layer 5/8" FireBloc Type X wallboard applied to them. 6-1/4" fiberglass insulation, friction fit in all stud cavities.	STC 55 (RAL TL 10 270)
		V489 WP 1064	When sound tested with steel studs spaced 16"o/c	STC 50 (RAL TL 15 433)
1 hr.		V489 WP 1014	One layer 5/8" FireBloc Type X wallboard applied horizontal or vertical to one side of a 3-5/8", 18 mil, steel studs spaced 24"o/c. OPPOSITE SIDE: Resilient furring attached to steel studs o/c and two layers 5/8" FireBloc Type X wallboard applied to them. 3-1/2" fiberglass insulation, friction fit in all stud cavities.	STC 56 (RAL TL 11 168)
		V489 WP 1006	When sound tested with steel studs spaced 16"o/c	STC 55 (RAL TL 15 438)
1 hr.		W415 WP 1207 WP 6852	Three layers 5/8" FireBloc Type X wallboard applied horizontal or vertical to one side of a 2-1/2", 18 mil steel studs at 24"o/c. Fire rated from either direction.	n/a
1 hr.		W415 WP 1207 WP 6852	Three layers 5/8" FireBloc Type X wallboard applied horizontal or vertical to one side of a 2-1/2", 18 mil steel studs at 24"o/c. Fire rated from either direction. Sound tested with 3-5/8" fiberglass insulation friction fit in all stud cavities.	STC 40 (RAL TL 14 259)
1 hr.		W458 WP 1424	One layer 5/8" FireBloc Type X wallboard applied horizontal or vertical to one side of a 3-1/2", 33 mil (0.0329, 20 ga.), steel studs at 16"o/c. OPPOSITE SIDE: One layer of cement backer board - 7/16", 1/2", 5/8", 3/4" or 1" thick applied horizontal or vertical to studs and 3" mineral fiber insulation batts friction fit in stud space. Sound tested with 1/2" cement backer board	STC 46 (NOAL 19-0203)
1 hr.		V496 WP 5001 WP 5007	One layer 5/8" FireBloc Type X wallboard applied horizontal or vertical on each side of a double row of 2-1/2", 18 mil steel studs spaced either 16" or 24"o/c. Lateral bracing on both sides of the wall not more than 5 feet o/c vertical.	n/a
1 hr.		V496 WP 5001 WP 5007	One layer 5/8" FireBloc Type X wallboard applied horizontal or vertical on each side of a double row of 2-1/2", 18 mil steel studs spaced 16"o/c. Lateral bracing on both sides of the wall not more than 5 feet o/c vertical. Sound tested with 3-1/2" fiberglass insulation, 0.5 pcf, friction fit in all stud cavities.	STC 58 (RAL TL 10 351)




## Metal Framed Partitions (Non-load Bearing) *continued*

Rating	Detail	UL/GA #	Description	Sound Rating
1 hr.		V496 WP 5001	One layer 5/8" FireBloc Type X wallboard applied horizontal or vertical to one side of a double row of 2-1/2", 18 mil steel studs spaced 16"o/c, and two layers FireBloc Type X wallboard applied horizontal or vertical on the opposite side of the wall. Lateral bracing on both sides of the wall not more than 5 feet o/c vertical. Sound tested with 3-1/2" fiberglass insulation, 0.5 pcf, friction fit in all stud cavities.	STC 63 (RAL TL 10 354)
2 hr.		V489 WP 1456 WP 1459 WP 1501	Two layers 5/8" FireBloc Type X wallboard applied horizontal or vertical to each side of a minimum 1-5/8", 18 mil, steel studs spaced 24"o/c.	n/a
2 hr.		V489 WP 1456 WP 1501	Two layers 5/8" FireBloc Type X wallboard applied horizontal or vertical to one side of a minimum 2-1/2", 18 mil, steel studs spaced 24"o/c. OPPOSITE SIDE: Resilient furring attached to steel studs o/c and two layers 5/8" FireBloc Type X wallboard applied to them. 3-1/2" fiberglass insulation, friction fit in all stud cavities.	STC 61 (RAL TL 10 356)
		V489 WP 1508	When sound tested with steel studs spaced 16"o/c	STC 58 (RAL TL 15 439)
2 hr.		V489	Two layers 5/8" FireBloc Type X wallboard applied horizontal or vertical to one side of a minimum 3-5/8", 18 mil, steel studs spaced 24"o/c. OPPOSITE SIDE: RSIC-V sound isolation clips attached to steel studs and two layers 5/8" FireBloc Type X wallboard applied to them. 6-1/4" fiberglass insulation friction fit in all stud cavities.	STC 62 (RAL TL10-282)
		V489 WP 1459	When sound tested with steel studs spaced 16"o/c	STC 60 (RAL TL 15 434)
2 hr.		W415 WP 1713 WP 7102	Four layers 5/8" FireBloc Type X wallboard applied horizontal or vertical to one side of a minimum 2-1/2", 18 mil, steel studs spaced at 24"o/c. Fire rated from either direction.	n/a
2 hr.		W415 WP 1713 WP 7102	Four layers 5/8" FireBloc Type X wallboard applied horizontal or vertical to one side of a 2-1/2", 18 mil steel studs at 24"o/c. Fire rated from either direction. Sound tested with 3-5/8" fiberglass insulation friction fit in all stud cavities.	STC 42 (RAL TL 14 260)
2 hr.		W421 WP 1556	Three layers 5/8" FireBloc Type X wallboard applied horizontal or vertical to one side of a minimum 2-1/2", 18 mil, steel studs spaced 24"o/c. OPPOSITE SIDE: One layer of 5/8" FireBloc Type X wallboard applied to studs.	n/a







# Fire Rated Assemblies





## Metal Framed Partitions (Non-load Bearing) *continued*

Rating	Detail	UL/GA #	Description	Sound Rating
2 hr.		U421 WP 1556	Three layers 5/8" FireBloc Type X wallboard applied horizontal or vertical to one side of a minimum 2-1/2", 18 mil, steel studs spaced 24"o/c. OPPOSITE SIDE: One layer of 5/8" FireBloc Type X wallboard applied to studs. Sound tested with 2-1/2" fiberglass insulation friction fit in all stud cavities.	STC 51 (RAL TL 10 279)
		U421 WP 1503	When sound tested with resilient furring channels attached to side of the partition with one layer of 5/8" FireBloc Type X wallboard.	STC 56 (RAL TL 10 278)
2 hr.		V496 WP 5051	Two layers 5/8" FireBloc Type X wallboard applied horizontal or vertical on both sides of a double row of 2-1/2", 18 mil steel studs spaced 16"o/c. Lateral bracing on both sides of the wall not more than 5 feet o/c vertical.	n/a
2 hr.		V496 WP 5051	Two layers 5/8" FireBloc Type X wallboard applied horizontal or vertical on both sides of a double row of 2-1/2", 18 mil steel studs spaced 16"o/c. Lateral bracing on both sides of the wall not more than 5 feet o/c vertical. Sound tested with 3-1/2" fiberglass insulation, 0.5 pcf, friction fit in stud all stud cavities.	STC 65 (RAL TL 10 355)
2 hr.		W458 (option A) WP 1942.1	Two layers 5/8" FireBloc Type X wallboard applied horizontal or vertical to one side of a 3-1/2", 33 mil (0.0329, 20 ga.), steel studs at 16"o/c. OPPOSITE SIDE: Base layer 5/8" FireBloc Type X wallboard applied horizontal or vertical. Face layer consists of cement backer board - 7/16", 1/2", 5/8", 3/4" or 1" thick applied horizontal or vertical, with 3" mineral fiber insulation batts friction fit in stud space. Sound tested with 1/2" cement back board	STC 49 (NOAL 19-0204)
		W458 (option B)	Option B - OPPOSITE SIDE: Two layers of 7/16", 1/2", 5/8", 3/4" or 1" thick cement backer board, applied horizontal or vertical. Sound tested with two layers of 1/2" cement backer board	STC 54 (NOAL 19-0205)
		W458 (option C)	Option C - Face layer on each side of the partition, 7/16", 1/2", 5/8", 3/4" or 1" thick cement backer board, applied horizontal or vertical. Sound tested with 1/2" cement backer board	STC 47 (NOAL 19-0206)
3 hr.		V489 WP 2751	Three layers 5/8" FireBloc Type X wallboard applied horizontal or vertical to each side of a minimum 1-5/8", 18 mil, steel studs spaced 24"o/c.	n/a
3 hr.		V489 WP 2751	Three layers 5/8" FireBloc Type X wallboard applied horizontal or vertical to each side of a 2-1/2", 18 mil, steel studs spaced 24"o/c. Sound tested with 2-1/2" fiberglass insulation friction fit in all stud cavities.	STC 57 (RAL TL 10 276)
4 hr.		V489 WP 2767	Four layers 5/8" FireBloc Type X wallboard applied horizontal or vertical to each side of a minimum 1-5/8", 18 mil, steel studs spaced 24"o/c.	n/a
4 hr.		V489 WP 2767	Four layers 5/8" FireBloc Type X wallboard applied horizontal or vertical to each side of a 2-1/2", 18 mil, steel studs spaced 24"o/c. Sound tested with 2-1/2" fiberglass insulation friction fit in all stud cavities.	STC 59 (RAL TL 10 277)

## Metal Framed Partitions (Load Bearing)



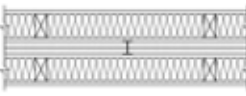

Rating	Detail	UL/GA #	Description	Sound Rating
1 hr.		U425 WP 8138	One layer 5/8" FireBloc Type X wallboard applied vertical to each side of a minimum 3-1/2", 33 mil (0.0329, 20 ga.), steel studs at 24"o/c with 3-1/2" fiberglass insulation friction fit in all stud cavities.	n/a
1 hr.		W463	One layer 5/8" FireBloc Type X wallboard applied vertical to each side of a double row of 3-1/2", 33 mil (0.0329, 20 ga.), steel studs 24"o/c with 3-1/2" fiberglass insulation friction fit in all stud cavities. Lateral bracing on the inside of steel studs at mid-height, min 1-1/2" 33 mil (0.0329, 20 ga.) flat strap.	STC 58 (RAL TL 10 351)
2 hr.		U425	Two layers 5/8" FireBloc Type X wallboard or 5/8" M-Glass Exterior Sheathing applied vertical to each side of a minimum 3-1/2", 33 mil (0.0329, 20 ga.), steel studs 24"o/c with 3-1/2" fiberglass insulation friction fit in all stud cavities	n/a
2 hr.		W463	Two layers 5/8" FireBloc Type X wallboard applied vertical to each side of a double row of minimum 3-1/2", 33 mil (0.0329, 20 ga.), steel studs 24"o/c with 3-1/2" fiberglass insulation friction fit in all stud cavities. Lateral bracing on the inside of steel studs at mid-height, min 1-1/2" 33 mil (0.0329, 20 ga.) flat strap.	STC 65 (RAL TL 10 355)

## Shaftwalls/Area Separation Walls

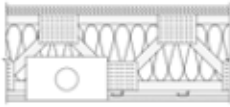
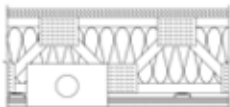
Rating	Detail	UL/GA #	Description	Sound Rating
1 hr.		V455 WP 6801	1" M-Glass or M-Bloc Shaft Liner panels nested into a minimum 2-1/2" C-H, C-T or I-Stud shaftwall framing members, with one layer 5/8" FireBloc Type X wallboard applied to the face of the stud.  When sound tested with 2-3/4" fiberglass insulation friction fit in all stud cavities.	n/a  STC 41 (RAL TL 14 252)
1 hr.		V455 WP 6801	1" M-Glass or M-Bloc Shaft Liner panels nested into a minimum 2-1/2" C-H, C-T or I-Stud shaftwall framing members, with one layer 5/8" FireBloc Type X wallboard applied to the face of the stud. Sound tested with resilient furring channels with 2-3/4" fiberglass insulation friction fit in all stud cavities.	STC 46 (RAL TL 14 253)
2 hr.		V455 WP 7058	1" M-Glass, M-Bloc or traditional water resistant Shaft Liner panels nested into a minimum 2-1/2" C-H, C-T or I-Stud shaftwall framing members, with two layers 5/8" FireBloc Type X wallboard applied to the face of the stud.  When sound tested with 1-1/2" mineral fiber insulation friction fit in all stud cavities.	STC 51 (RAL TL 08-288)
2 hr.		V455 WP 7058	1" M-Glass or M-Bloc Shaft Liner panels nested into a minimum 4", 33 mil (0.0329", 20 ga.) C-H, C-T or I-Stud shaftwall framing members, with two layers 5/8" FireBloc Type X wallboard applied to the face of the stud.  When sound tested with 3-1/2" fiberglass insulation friction fit in all stud cavities.	STC 50 (NOAL 20-0212)

# Fire Rated Assemblies

## Shaftwalls/Area Separation Walls *continued*




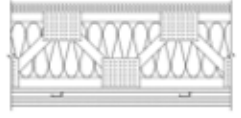

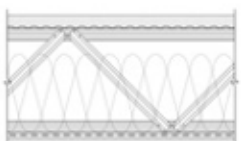
Rating	Detail	UL/GA #	Description	Sound Rating
2 hr.		V455 WP 7058	1" M-Glass, M-Bloc or traditional water resistant Shaft Liner panels nestled into a minimum 2-1/2" C-H, C-T or I-Stud shaftwall framing members, with two layers 5/8" FireBloc Type X wallboard applied to the face of the stud. Sound tested with resilient furring channels with 1-1/2" fiberglass insulation friction fit in all stud cavities.	STC 50 (RAL TL 10 359)
2 hr.		U375 ASW 1004.1	Two layers 1" M-Glass, M-Bloc or traditional water resistant Shaft Liner panels placed between two 2" x 4" wood framed flanking walls and inserted into 2" H-Stud metal framing members. A 3/4" minimum air space must be maintained between the H-Studs and adjacent framing. 1/2" wallboard installed on both sides of the flanking walls.	n/a
2 hr.		U375 ASW 1004.1	Two layers 1" M-Glass, M-Bloc or traditional water resistant Shaft Liner panels placed between two 2" x 4" wood framed flanking walls and inserted into 2" H-Stud metal framing members. A 3/4" minimum air space must be maintained between the H-Studs and adjacent framing. 1/2" wallboard installed on both sides of the flanking walls. Sound tested with 3-1/2" fiberglass insulation friction fit in all stud cavities.	STC 65 (NOAL 20-0209)
2 hr.		U375 ASW 1004.1	Two layers 1" M-Glass, M-Bloc or traditional water resistant Shaft Liner panels placed between two 2" x 4" wood framed flanking walls and inserted into 2" H-Stud metal framing members. 2" x 4" wood stud framing members to have 4" side facing shaft liner panels. A 3/4" minimum air space must be maintained between the H-Studs and adjacent framing. 3-1/2" fiberglass insulation friction fit in all wood stud cavities. (No 1/2" wallboard is required)	n/a

## Floor/Ceiling Assemblies

Rating	Detail	UL/GA #	Description	Sound Rating
1 hr.		L574 M508 L546 L579 L587 L589 FC 5101 FC 5121	Resilient channels attached 16" o/c. perpendicular to bottom of wood trusses. One layer 5/8" FireBloc Type C wallboard applied at right angles to resilient channels. No limit on overall thickness of fiberglass, loose fill or mineral fiber insulation applied directly over gypsum board. Optional ceiling dampers are available. Sound tested with 2mm thick vinyl flooring.	STC 53 (RAL TL 08 310)  IIC 40 (RAL IN 08 039)  IIC 64 (RAL IN 08 040)
1 hr.		L574 M508 L546 L579 L587 L589 FC 5101 FC 5121	RSIC-1 sound isolation clips and 7/8" hat channel attached 24" o/c perpendicular to bottom of wood trusses, with two layers 5/8" FireBloc Type C wallboard applied at right angles to the hat channels. No limit on overall thickness of fiberglass, loose fill or mineral fiber insulation applied directly over gypsum board. Optional ceiling dampers are available. Sound tested with carpet and pad.	STC 56 (RAL TL 09 244a)  IIC 73 (RAL IN 09 245a)

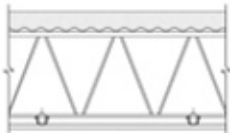


## Floor/Ceiling Assemblies *continued*

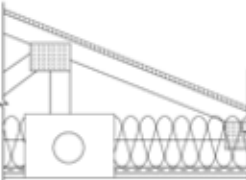
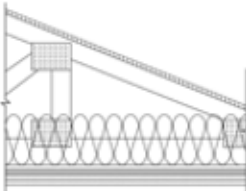


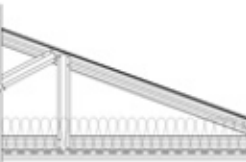
Rating	Detail	UL/GA #	Description	Sound Rating
1 hr.		M502 FC 5505	Resilient channels attached 12" o/c perpendicular to bottom of wood I-joists, with two layers 5/8" FireBloc Type C wallboard applied at right angles to the channels. No limit on overall thickness of fiberglass, loose fill or mineral wool insulation allowed when applied directly over gypsum board.	n/a
1 hr.		M502 FC 5504	RSIC-1 sound isolation clips and 7/8" hat channel attached 16" o/c perpendicular to bottom of wood I-joists, with two layers 5/8" FireBloc Type C wallboard applied at right angles to the channels. No limit on overall thickness of fiberglass, loose fill or mineral wool insulation allowed when applied directly over gypsum board. Sound tested with various flooring options.	STC 62 IIC 56 (vinyl) (ITS E6968.08-113-11R1)  STC 61 IIC 58 (laminated) (ITS E6968.09-113-11R1)  STC 60 IIC 76 (C&P) (ITS E6968.10-113-11R1)  STC 62 IIC 53 (ceramic tile) (ITS E6968.11-113-11R1)
1 hr.		M531 FC 5508.1	Resilient channels attached 12" o/c perpendicular to bottom of nominal 2" x 10" wood joists, with one layer 5/8" FireBloc Type X wallboard applied at right angles to the channels. Minimum 1/2" proprietary gypsum floor topping applied over subfloor. No limit on overall thickness of fiberglass insulation, loose fill or mineral wool insulation allowed when applied directly over gypsum board.	n/a
2 hr.		M510 FC 5753	Two layers 5/8" FireBloc Type C attached perpendicular to wood trusses spaced 24" o/c. Resilient furring channels are then attached at right angles to trusses 16" o/c, with one additional layer of 5/8" FireBloc Type C wallboard applied perpendicular to the furring channels. Several floor systems are available, and there is no limit on overall thickness of fiberglass insulation, loose fill or mineral wool insulation allowed when applied directly over gypsum board.	n/a
1 hr.		G560 FC 1147	Resilient channels attached at 12" o/c to bottom of minimum 9-1/4" metal C-joists (54 mil) with one layer of 5/8" FireBloc Type C wallboard applied at right angles to channels. Joists supporting 9/16" deep 22 ga. corrugated steel deck and gypsum floor topping, with minimum 3-1/2" fiberglass or mineral wool insulation draped over the channels.	n/a
1 hr.		G567 FC 1190	Resilient channels attached at 12" o/c to bottom of light gauge steel trusses spaced 48" o/c, with one layer of 5/8" FireBloc Type C wallboard applied at right angles to channels. Trusses supporting 3/8" metal rib lath and minimum 2" normal weight or lightweight concrete, and no limit on overall thickness of fiberglass insulation, loose fill or mineral wool insulation.	n/a

# Fire Rated Assemblies


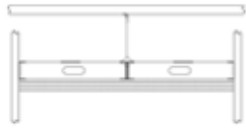

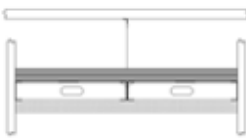



## Floor/Ceiling Assemblies *continued*

Rating	Detail	UL/GA #	Description	Sound Rating
3 hr.		G512 FC 3012	7/8" hat channel attached to open web steel joists spaced 24"o/c, with one layer of 5/8" FireBloc Type C wallboard applied at right to channels. Steel joists supporting 3/8 metal rib lath and minimum 2-1/2" concrete.	n/a

## Roof/Ceiling Assemblies

Rating	Detail	UL/GA #	Description	Sound Rating
1 hr.		P545 P544 P554 P556 RC 2612	Resilient channels attached 16"o/c, perpendicular to bottom of wood roof trusses. One layer 5/8" FireBloc Type C wallboard applied at right angles to resilient channels. No limit on overall thickness of fiberglass, loose fill or mineral fiber insulation applied directly over gypsum board. Optional ceiling dampers are available.	n/a
2 hr.		P571 RC 2756	5/8" FireBloc Type C wallboard is attached perpendicular to traditional roof trusses spaced a maximum of 24"o/c. Resilient furring channels spaced 16"o/c are fastened to the trusses, with two (2) additional layers of 5/8" FireBloc Type C wallboard secured to the furring members. Fiberglass, mineral wool, or loose-fill insulation applied directly over gypsum board.	n/a
1 hr.		P550 RC 2502	Resilient channels attached at 12"o/c to bottom cord of pitched or parallel chord steel trusses spaced 48"o/c, with one layer of 5/8" FireBloc Type C wallboard applied at right angles to channels. Roof trusses supporting metal roof deck panels covered by 1/2" or 5/8" cement backer board or 1/2" regular gypsum sheathing either loose laid, or adhesively/mechanically attached to roof deck. There is no limit on overall thickness of fiberglass, loose fill or mineral wool insulation allowed when applied directly over gypsum board.	n/a
2 hr.		P550 RC 2753	Resilient channels attached at 12"o/c to bottom cord of pitched or parallel chord steel trusses spaced 48"o/c, with two layers of 5/8" FireBloc Type C wallboard applied at right angles to channels. Roof trusses supporting metal roof deck panels covered by 1/2" or 5/8" cement backer board or 1/2" regular gypsum sheathing either loose laid, or adhesively/mechanically attached to roof deck. There is no limit on overall thickness of fiberglass, loose fill or mineral wool insulation allowed when applied directly over gypsum board.	n/a
2 hr.		P551 RC 2504	Resilient channels attached at 12"o/c to bottom cord of pitched or parallel chord steel trusses spaced 48"o/c, with two layers of 5/8" FireBloc Type X wallboard applied at right angles to channels. Roof trusses supporting metal roof panels. There is no limit on overall thickness of fiberglass, loose fill or mineral wool insulation allowed when applied directly over gypsum board.	n/a

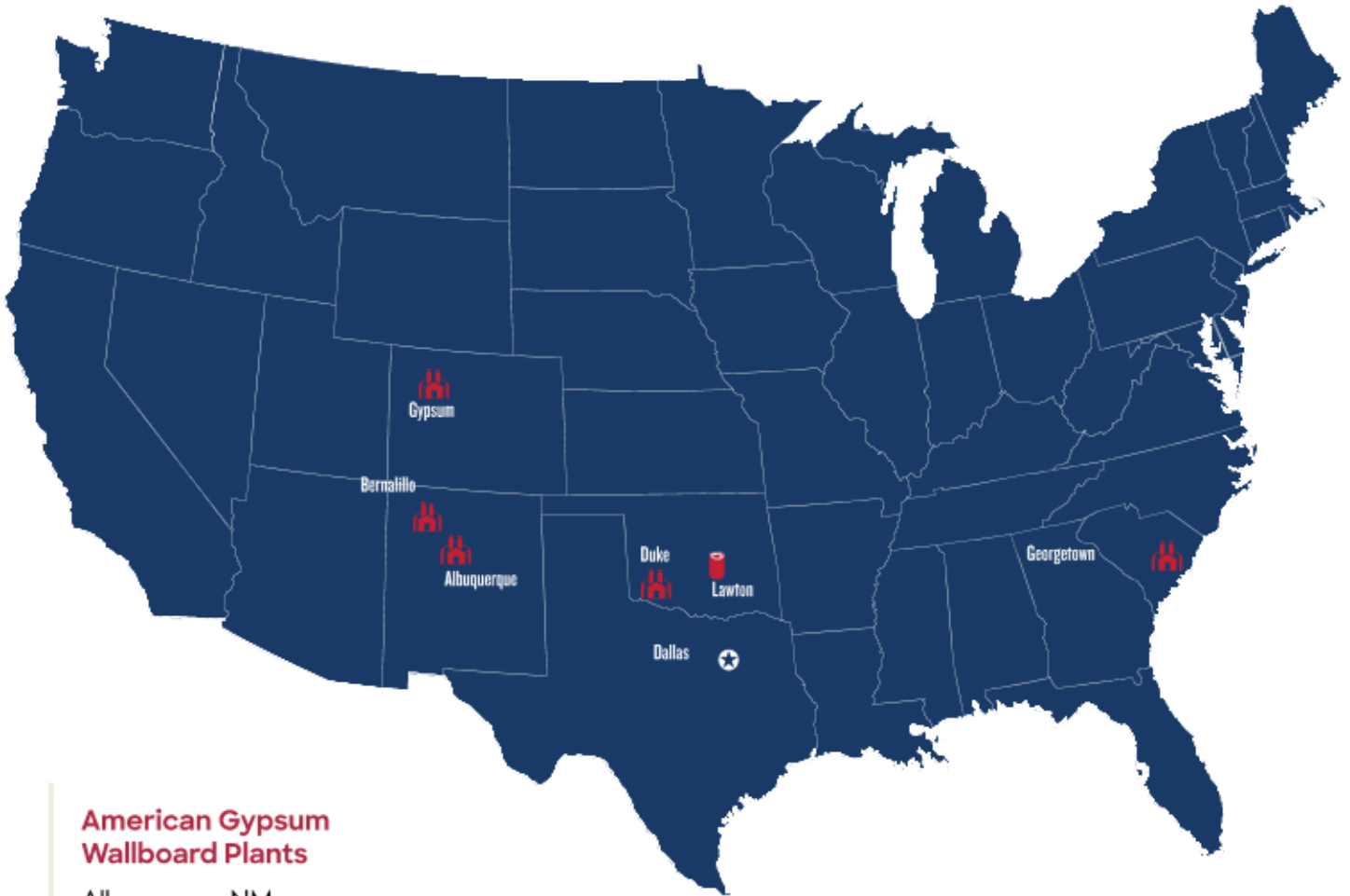
## Horizontal Membrane Systems

Rating	Detail	UL/GA #	Description	Sound Rating
1 hr.		I501 HM 7100	Steel studs, 6", 33 mil (0.0329", 20ga.), are spaced horizontal 16"o/c and attached to perimeter channels, with three layers of 5/8" FireBloc Type X wallboard applied perpendicular to the underside of the studs. Maximum horizontal span is 8' 2-1/4", and assembly is fire rated from either direction.	n/a
1 hr.		I504 HM 7102	Steel studs, 6", 33 mil (0.0329", 20ga.), are spaced horizontal 16"o/c and attached to perimeter channels. Hanger wire (8ga.) attached/tied to perimeter channels 24"o/c, with three layers of 5/8" FireBloc Type X wallboard applied perpendicular to the underside of the studs.	n/a
2 hr.		I502 HM 7200	Steel studs, 6", 33 mil (0.0329", 20ga.), are spaced horizontal 16"o/c and attached to perimeter channels, with three layers of 5/8" FireBloc Type X wallboard applied perpendicular to the underside of the studs. Two layers of 1-1/2" mineral fiber insulation is laid on top side of steel studs. Maximum horizontal span is 8' 2-1/4", and assembly is fire rated from either direction.	n/a
2 hr.		I505 HM 7203	Steel studs, 6", 33 mil (0.0329", 20ga.), are spaced horizontal 16"o/c and attached to perimeter channels. Hanger wire (8ga.) attached/tied to perimeter channels 24"o/c, with three layers of 5/8" FireBloc Type X wallboard applied perpendicular to the underside of the studs. Two layers of 1-1/2" mineral fiber insulation is laid on top side of steel studs.	n/a
2 hr.		K506 HM 7202	Steel studs, 6", 33 mil (0.0329", 20ga.), are spaced horizontal 24"o/c and attached to perimeter channels, with three layers of 5/8" FireBloc Type C wallboard applied perpendicular to the underside of the studs. Resilient furring channels are then attached to steel studs 16"o/c, with one additional layer of 5/8" FireBloc Type C wallboard applied perpendicular to the furring channels.	n/a
1 hr.		I508	Steel studs, 6", 33 mil (0.0329", 20ga.), are spaced horizontal 16"o/c and attached to perimeter channels, with three layers of 5/8" FireBloc Type C wallboard applied perpendicular to the underside of the studs. Horizontal span is determined by the metal manufactures limiting ceiling span chart.	n/a
2 hr.		I508	Steel studs, 6", 33 mil (0.0329", 20ga.), are spaced horizontal 16"o/c and attached to perimeter channels, with three layers of 5/8" FireBloc Type C wallboard applied perpendicular to the underside of the studs. Two layers of 5/8" FireBloc Type C Wallboard are loosely laid perpendicular to the top side of steel studs. Horizontal span is determined by the metal manufactures limiting ceiling span chart.	n/a

1.800.545.6302 | [americangypsum.com](http://americangypsum.com)







**American Gypsum  
Wallboard Plants**

Albuquerque, NM  
Bernalillo, NM  
Duke, OK  
Georgetown, SC  
Gypsum, CO

**Paperboard Plant**

Republic Paperboard Company - Lawton, OK



WALLBOARD PLANTS



PAPERBOARD MILL



CORPORATE HEADQUARTERS



5960 Berkshire Ln / Suite 800 / Dallas, TX 75225 / 1.800.545.6302 / [americangypsum.com](http://americangypsum.com)

Eagle Materials Company  
NYSE: EXP